

# daybreak oak

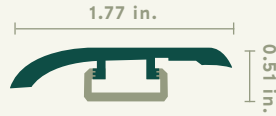


Comfort Enhanced NE+ | CC1232

## Reducer

WP1272\_00032RD

Used to transition between two flooring heights, providing a smooth change.



TRIM LENGTH (in.)

94.5

TRIM HEIGHT (in.)

0.51

TRIM WIDTH (in.)

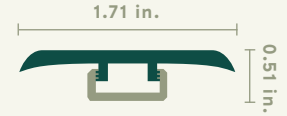
1.77



## T-Mold

WP1272\_00032TM

Covers the seam between two floors of equal height.



TRIM LENGTH (in.)

94.5

TRIM HEIGHT (in.)

0.51

TRIM WIDTH (in.)

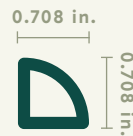
1.71



## Quarter Round

WP1272\_00032QR

Installed along the base of the wall to cover gaps and add a decorative touch.



TRIM LENGTH (in.)

94.5

TRIM HEIGHT (in.)

0.708

TRIM WIDTH (in.)

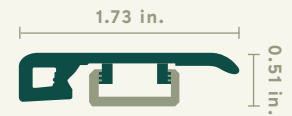
0.708



## Threshold

WP1272\_00032BT

Creates a smooth transition between rooms or doorways, often at entryways.



TRIM LENGTH (in.)

94.5

TRIM HEIGHT (in.)

0.51

TRIM WIDTH (in.)

1.73



## Flush Stair Nose

WP1272\_00032FS

Provides a clean, flush edge where the stair nose meets the floor.



TRIM LENGTH (in.)

94.5

TRIM HEIGHT (in.)

1.57

TRIM WIDTH (in.)

4.5



## Overlap Stair Nose

WP1272\_00032OS

Covers the edge of the stair, overlapping the flooring of the step.



TRIM LENGTH (in.)

94.5

TRIM HEIGHT (in.)

1.5

TRIM WIDTH (in.)

2.01



# daybreak oak



Comfort Enhanced NE+ | CC1232

## Riser

INCLUDED WITH STAIR TREADS

The vertical piece between the stair steps.



TRIM LENGTH (in.)


44.09

TRIM THICKNESS (in.)

.15

TRIM WIDTH (in.)

7.48



## Stair Tread

WP1272\_00032ST

The horizontal surface of the stair, covering the entire stepping area.



TRIM LENGTH (in.)


50

TRIM HEIGHT (in.)

1.73

TRIM WIDTH (in.)

12.2



## Square Stair Tread

WP1272\_00032SQST

The horizontal surface of the stair, covering the entire stepping area with a square-edged nose.



TRIM LENGTH (in.)

50

TRIM HEIGHT (in.)

1.73

TRIM WIDTH (in.)

12.2



## Flush Square Stair Nose

WP1272\_00032SFS

Provides a clean, flush edge where the square-edged stair nose meets the floor.



TRIM LENGTH (in.)

94.5

TRIM HEIGHT (in.)

1.73

TRIM WIDTH (in.)

4.49



### Stair Treads Tips:

Complete the look on the top stair with a flush or overlap stair nose.

Stair treads measure 50 inches at front and 48 inches at back.

